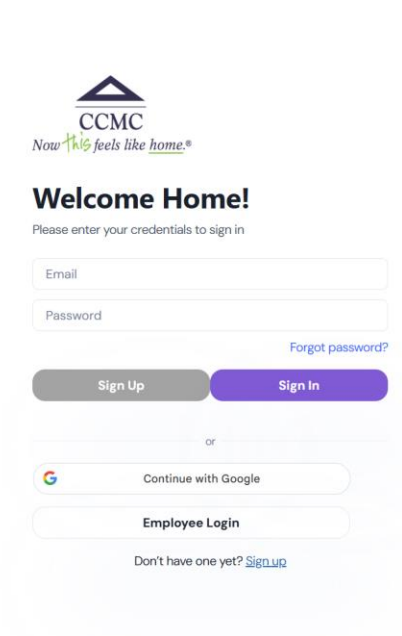


Resident Portal Creating Your Account How-to Guide

This guide walks you through how to create your account in CCMC's new online resident portal.

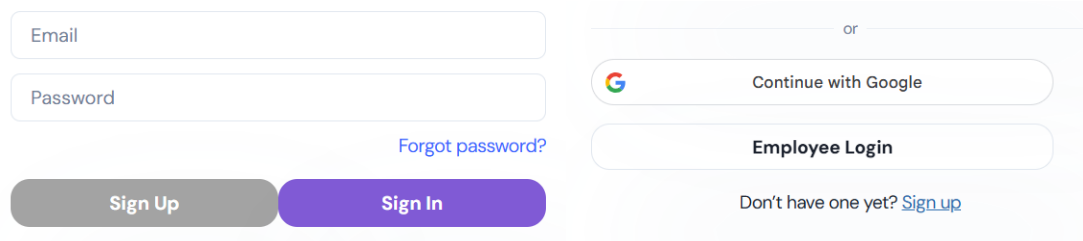


The screenshot shows the CCMC Resident Portal login page. At the top is the CCMC logo with the tagline "Now this feels like home." Below the logo is the heading "Welcome Home!" followed by the instruction "Please enter your credentials to sign in". There are two input fields for "Email" and "Password". To the right of the password field is a link for "Forgot password?". Below these fields are two buttons: "Sign Up" (gray) and "Sign In" (purple). Below the buttons is a section with the word "or" and two options: "Continue with Google" (with a Google logo) and "Employee Login". At the bottom, there is a link that says "Don't have one yet? [Sign up](#)".



Steps to Register

1. To register for the portal, go to buurt.ccmcnet.com
2. Click the gray Sign Up button under the email and password fields, or select "Don't have one yet? Sign Up," located below the login options



This is a second screenshot of the CCMC Resident Portal login page, similar to the first one. It shows the "Email" and "Password" fields, the "Forgot password?" link, and the "Sign Up" (gray) and "Sign In" (purple) buttons. The "Sign Up" button is highlighted with a white border. Below the buttons are the "or" separator, "Continue with Google", "Employee Login", and the "Don't have one yet? [Sign up](#)" link.

3. On the next page, fill out the short form and click "Create account," or select "Continue with Google," located below. **"Continue with Google" will only work if your resident account is associated with a Gmail.**

Create your account

Takes under a minute.

First name

Last name

Email

Password


Confirm password

Account number (optional, but helps us find you)

Start typing your street address (optional)

Create account

or

 Continue with Google

Tips

- Enter as much information as you can in the **Create your account** form. This helps connect your account to your resident details automatically.
 - If you have an email on file with CCMC, be sure to sign up using that email to ensure it automatically connects your account.
 - If you don't have your account number or address, the site team may have to manually approve your account.
- **Finding your account number:** your account number is included in your mailed assessment statements. If you do not have access to a prior statement, you can find your account number by contacting your on-site management team or CCMC's customer service team at 1-480-921-7500 or via email at customerservice@ccmcnet.com.